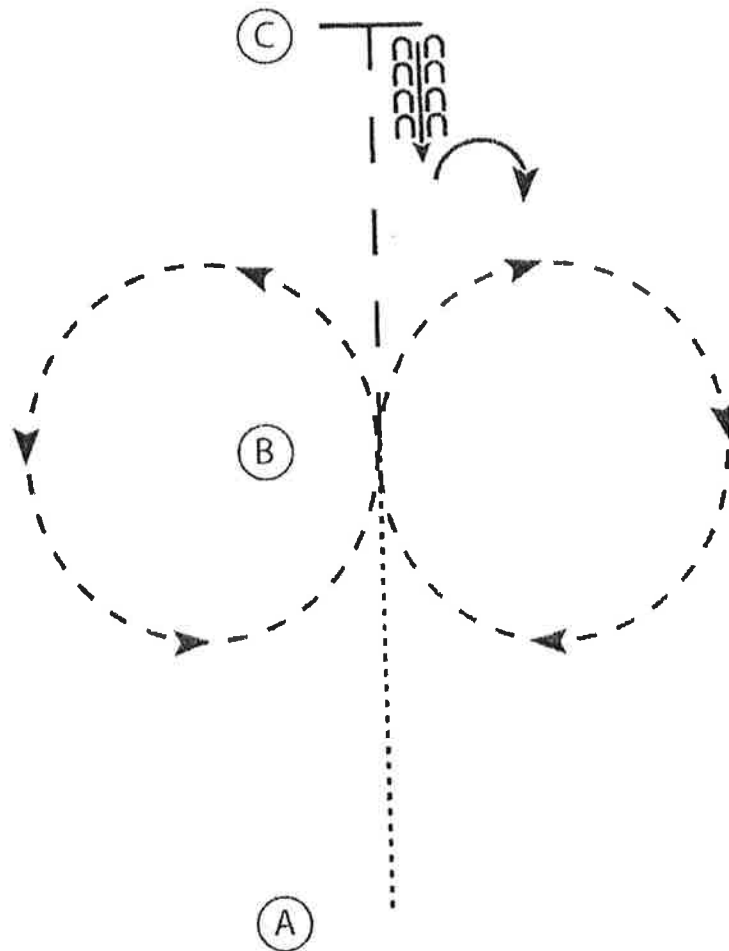


Oct Sat
9th

Walk/Trot Hunt Seat Eq. (Level 1 Walk/Trot Equitation)



1. Walk A to B
2. Sitting trot circle to the right
3. Posting trot circle to the left
4. At B extend the trot to C
5. Stop at C and back 4 steps
6. Perform a 90 degree turn to the right

Walk
Trot	-----
Extended Trot	-----
Canter	—————
Leg Yield	
Lead Change	
Back	
Marker	(B)
Sidepass	

[HSE/WT-1]

Pattern Provided by:

www.horseshowpatterns.com

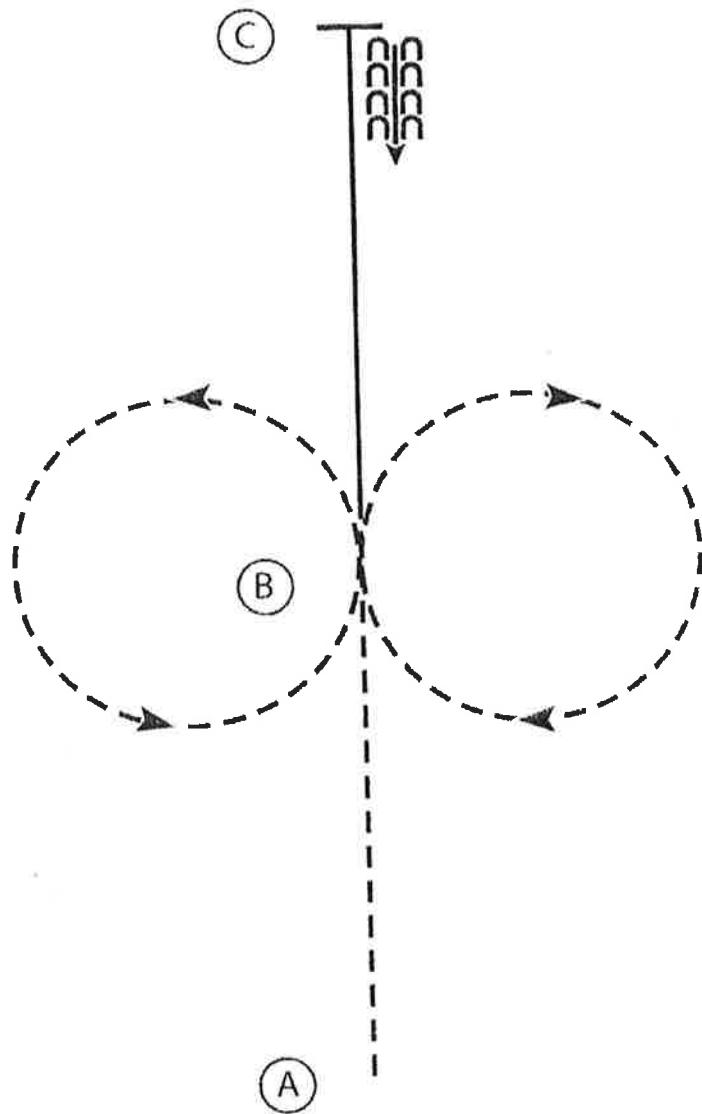
www.horseshowpatterns.com

Hunt Seat Equitation (Level 1)

Saturday, Oct 9th

www.horsethrowpatterns.com

www.horsethrowpatterns.com



1. Sitting trot A to B
2. At B posting trot circle to the right
3. At B posting trot circle to the left
4. At B canter on the left lead to C
5. At C stop and back 4 steps

Walk
Trot	- - - - -
Extended Trot	- - - - -
Canter	—————
Leg Yield	
Lead Change	
Back	
Marker	(B)
Sidepass	- - - - ->

[HSE/1-6]

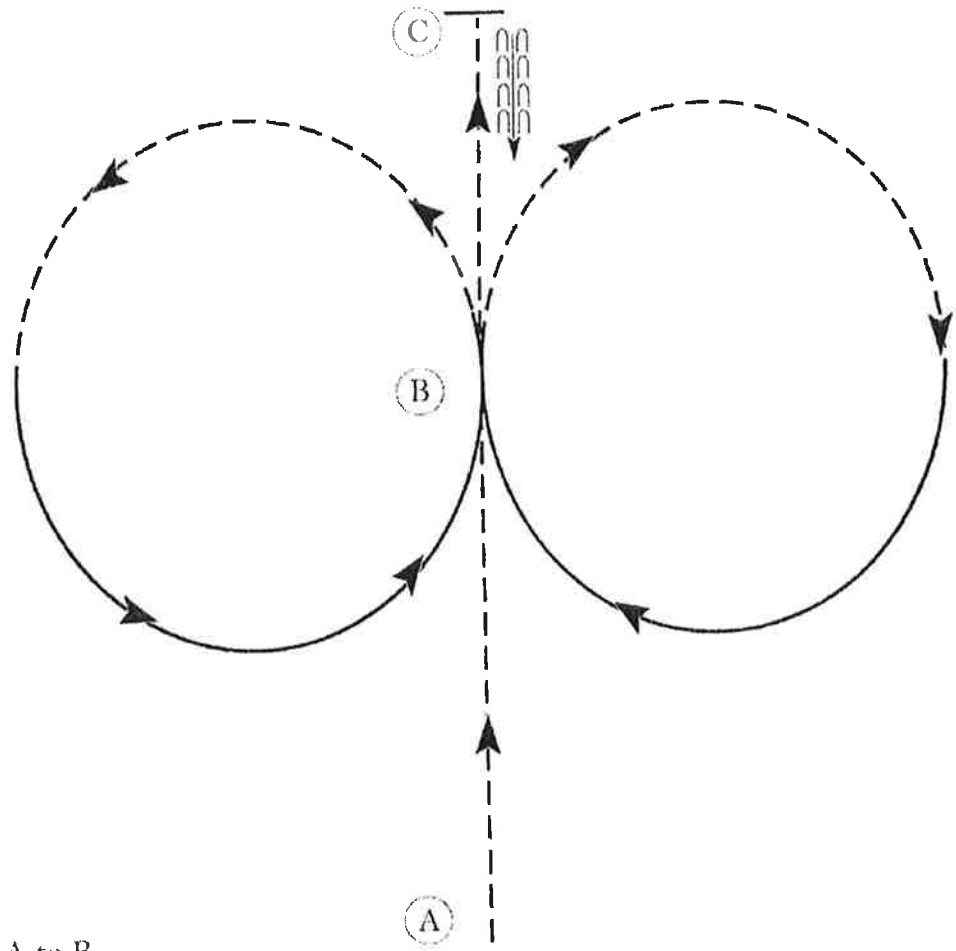
Pattern Provided by:

Hunt Seat Eq. (Amater, Select, & Youth)

Saturday, Oct 9th

WWW.HORSESHOWPATTERNS.COM

WWW.HORSESHOWPATTERNS.COM



1. Sitting trot A to B
2. At B posting trot on the left diagonal in a half circle.
3. Canter on the right lead back to B.
4. Posting trot on the right diagonal in a half circle.
5. Canter on the left lead back to B.
6. Sitting trot to C.
7. Stop at C and back approximately one horse length.

Exit at a sitting trot.

Walk
Trot	- - - - -
Extended Trot	- - - - -
Canter	—————
Leg Yield	
Lead Change	↘ ↙
Back	←←←←←
Marker	(B)
Sidepass	← - - - - →
Hand Gallop	—————

[HSE/2-21]

Pattern Provided by: