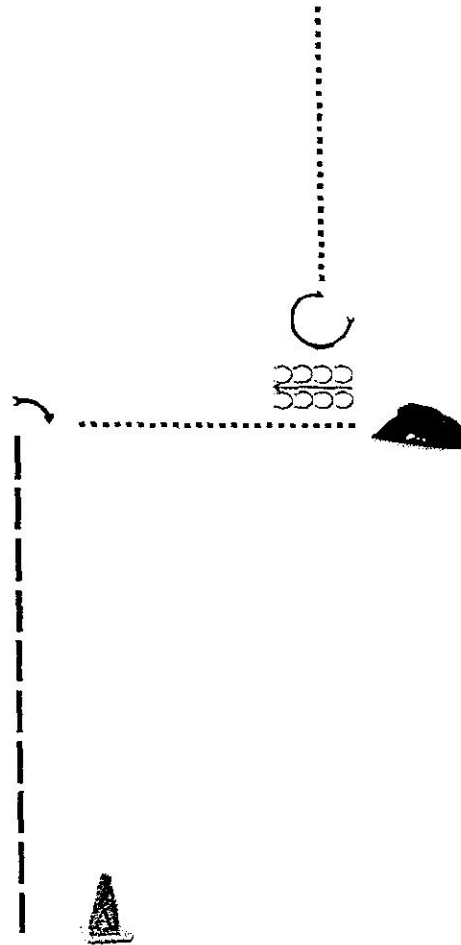


Showmanship at Halter^a

Walk Trot

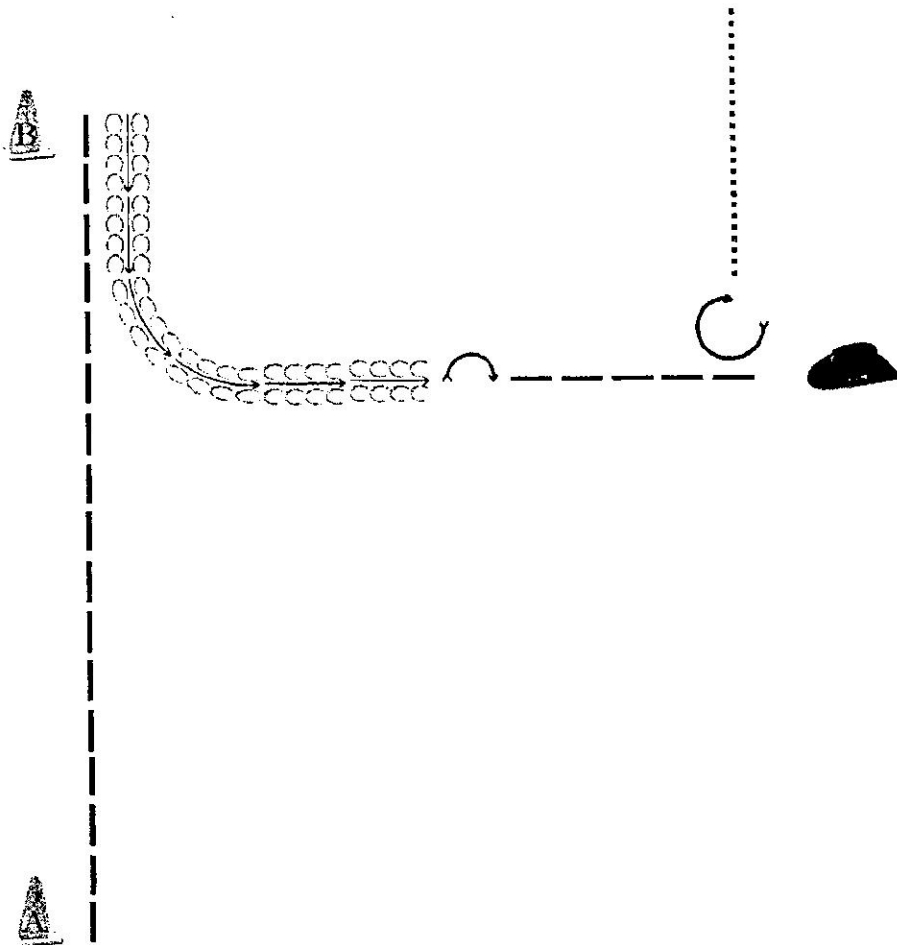


Instructions

Be Ready at Cone A

- 1) Trot toward judge as show
- 2) Stop and perform a 90° turn
- 3) Walk to judge
- 4) When dismissed, back one horse length
- 5) Perform a 270° turn
- 6) Exit at a walk

Showmanship at Halter[®] Youth & Amateur



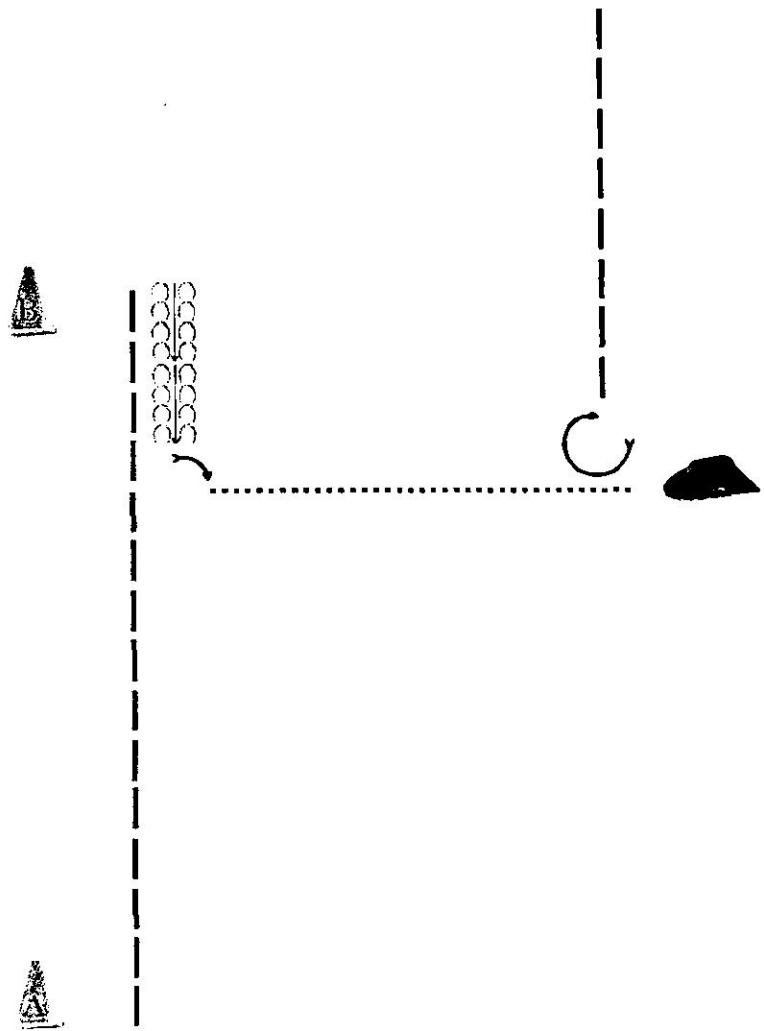
Instructions

Be Ready at Marker A

- 1) Trot to B
- 2) Back halfway to judge as shown
- 3) Execute a 180° turn and trot to judge
- 4) When dismissed, perform a 270° turn and exit at a walk

Showmanship at Halter[®]

LEVEL ONE



Instructions

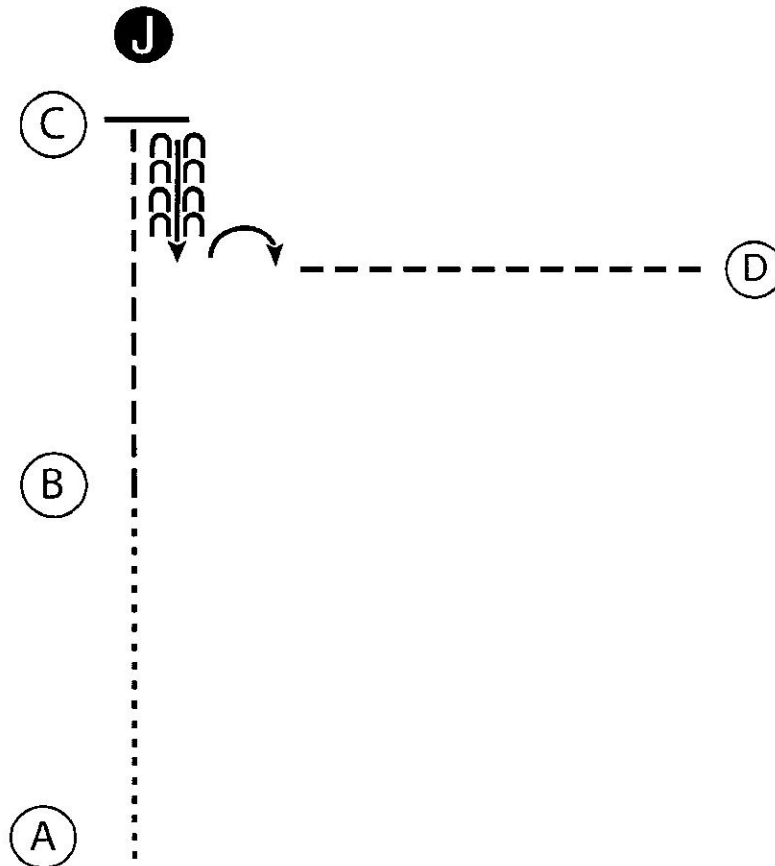
Be Ready at Marker A

- 1) Trot to B
- 2) Back until even with judge
- 3) Perform a 90° turn and walk to judge
- 4) When dismissed, perform a 270° turn and exit at a trot

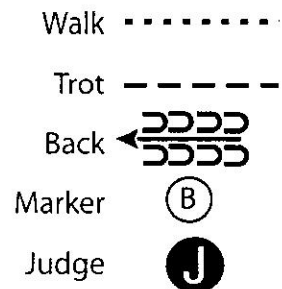
RQHA Fall Show

Showmanship (All Novice /Small Fry)

Show Date: October 11th



1. Walk from A to B.
2. Trot from B to C.
3. Stop at C and set up for inspection.
4. When dismissed back four steps.
5. Perform a 90 degree turn and trot to D.



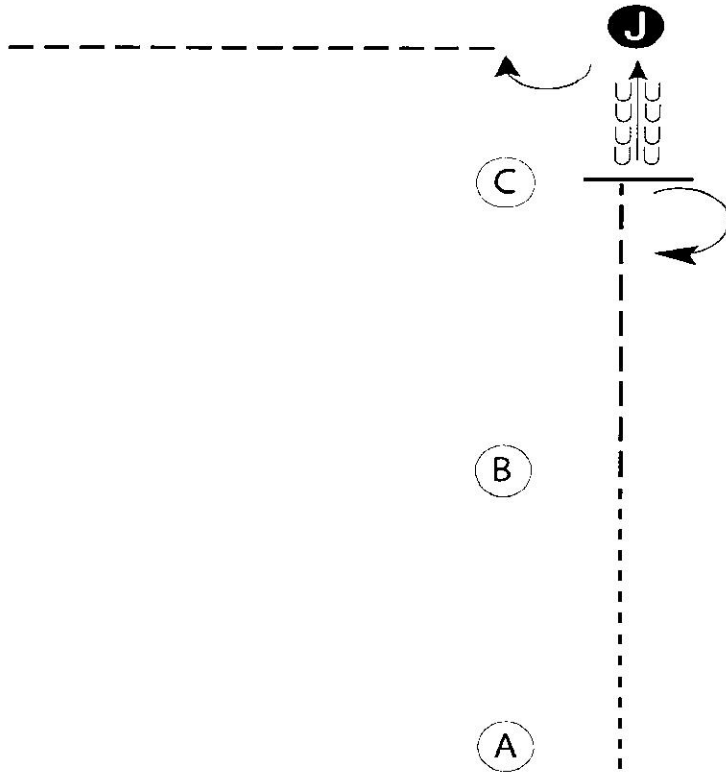
[S/2-7]

Pattern Provided by:

RQHA Fall Show

Showmanship (Amateur, Select, & Yth)

Show Date: October 11th



1. Walk from A to B.
2. Trot from B to C.
3. Stop at C and perform a 180 degree turn.
4. Back to Judge, set up for inspection.
5. When dismissed perform a 90 degree turn and trot straight away from Judge.

Walk	-----
Trot	- - - - -
Back	←
Marker	ⓑ
Judge	ⓐ

Pattern Provided by:

[S/2-6]